






Month by Month Guide helping your Little Veg Library to provide seasonal plants and produce all year round









What can I grow crops in?




Basically anything which holds soil and has drainage holes. This could be purpose bought modular containers, seed trays or pots but a variety of household items can also be recycled such as toilet roll tubes, old yoghurt pots, coffee cups etc.

Seasonal Ideas for Your Little Veg Library

<p>January</p>		<p>Grow micro greens, herbs or pea shoots on a windowsill – donate spare seeds to the veg library in a homemade seed packet or old envelope so others can have a go at growing too. Watch this video for some tips https://bit.ly/saladplanting</p> <p>Encourage people to donate unwanted tools or equipment</p> <p>Do you have any gardening magazines, seed catalogues or books to donate?</p> <p>You can begin to sow Broad Beans, Leeks and Spring Onions in modules</p>
<p>February</p>		<p>Start sowing tender crops indoors if you have a good sunny windowsill– Peppers and Chillies</p> <p>Sow micro greens, herbs or pea shoots into small pots indoors</p> <p>Begin chitting (sprouting) potatoes in egg boxes and share the extras through your LVL</p>
<p>March</p>		<p>Sow tender crops indoors – Tomatoes, Tomatillos etc</p> <p>Sow salads /leafy veg like Spinach or Rocket outdoors</p> <p>Take cuttings of herbs – mint roots quickly in water</p>

<p>April</p>		<p>Sow tender crops indoors – Pumpkins and Squash, Runner and French beans</p> <p>Give away your unused chitted potato tubers – they can be planted in the ground or containers</p> <p>Sow salads /leafy veg like Spinach or Rocket outdoors in modules</p>
<p>May</p>		<p>Keep sowing quick crops like salad leaves in modules so you have a constant supply to donate and plant out</p>
<p>June</p>		<p>Give out tender seedlings like tomatoes, peppers, squashes, courgettes, runner beans for people to plant out at home</p>
<p>July</p>		<p>Pot on strawberry runners in small pots to share</p> <p>Take cuttings of herbs like rosemary or thyme – these may take a few months to take root so ensure you have outdoor space available for pots</p>
<p>August</p>		<p>Sow winter brassicas (Kale, Broccoli and Cabbages)</p> <p>Sow winter salads in modules (Mizuna, Mibuna, Mustards, Chicory, Endive etc)</p> <p>Consider donating excess produce to the LVL and/or contact your local allotment society to see if they have any surplus they might donate.</p>
<p>September</p>		<p>Consider donating excess produce to the LVL and/or contact your local allotment society to see if they have any surplus they might donate. At this time of year people often have fruit gluts so if you know someone with a tree ask if they could donate</p> <p>Share any recipes you have for using seasonal produce – chutneys and jams are a great way for people to store produce for later in the year</p> <p>Donate harvested squashes and pumpkins</p>
<p>October</p>		<p>Consider donating excess produce to the LVL and/or contact your local allotment society to see if they have any surplus they might donate. At this time of year people often have fruit gluts so if you know someone with a tree ask if they could donate</p> <p>Sow Broad Bean outdoors or into small pots</p>
<p>November</p>		<p>Encourage people to donate clean unwanted seed trays, pots and tools to the LVL or your local allotments (these need to be cleaned before donating to prevent the spread of pests and diseases)</p>

<p>December</p>		<p>Last chance to plant garlic /onion sets in the ground, remember to donate your spare plants</p> <p>Consider including signage if stock is low “This is a quiet time of year at our LVL but we hope to provide seedlings/plants again in the Spring so do keep checking.”</p>
------------------------	---	---

Other useful tips:

Remember seedlings and plants donated need regular attention so ensure you have easy access to the LVL location!

If you can, place seedlings into trays to catch run off and prevent wasting water.

You could leave a homemade watering device in the library so any volunteers or passers-by can water the plants. Watch this video to learn how to make one <https://bit.ly/SWmilkbottlewatering>

Root crops can be sown in modules or small pots to give away, but some (like Carrots and Parsnips) don't like being transplanted, consider Beetroot or Radish instead

Inspiration for activities and events

Growing in small spaces? Check out these ideas in this manual www.backtofront.org.uk/wp-content/uploads/2013/03/backtofrontmanual.pdf

Soil Association [Plant and Share Month Toolkit | Food for Life Get Togethers](#)

RHS Campaign for School Gardening <https://schoolgardening.rhs.org.uk/home>

RHS Veg Planner (timings for sowing and harvesting) www.rhs.org.uk/advice/pdfs/crop-planner.pdf

Composting - any produce which doesn't get taken from your LVL can be added to your compost bin

Zero Waste Leeds composting <https://www.zerowasteleeds.org.uk/tag/garden-waste/>

Community Composting <https://foodwiseleeds.org/project/compost-collective-leeds/>

Leeds Rotters <http://leedsroppers.org.uk/>

Other info <https://www.recyclenow.com/how-to-recycle/how-to-set-up-home-composting>